

[Print Form\(s\)](#)[Return](#)

Equity in Athletics 2008

Institution: University of California-Los Angeles (110662)

User ID: E81106621

Screening Questions

Please answer these questions carefully as your responses will determine which subsequent data entry screens are appropriate for your institution.

1. How will you report Operating Expenses (i.e., Game Day expenses)?

- By Team Per Participant

2. Select the type of varsity sports teams at your institution.

- Men's Teams Only Women's Teams Only
 Both Men's Teams and Women's Teams Men's Teams and Coed Teams
 Women's Teams and Coed Teams Men's Teams and Women's Teams and Coed Teams
 Coed Teams Only

3. Do you have any assistant coaches?

- Yes
- | | |
|-------------------------------------|---------------|
| <input checked="" type="checkbox"/> | Men's Teams |
| <input checked="" type="checkbox"/> | Women's Teams |
| <input type="checkbox"/> | Coed Teams |
- No
-

Institution: University of California-Los Angeles (110662)

User ID: E81106621

Sports Selection - Men's and Women's Teams

Select the varsity sports teams at your institution.

Sport	Men's	Women's	Sport	Men's	Women's
Archery	<input type="checkbox"/>	<input type="checkbox"/>	Badminton	<input type="checkbox"/>	<input type="checkbox"/>
Baseball	<input checked="" type="checkbox"/>		Basketball	<input checked="" type="checkbox"/>	<input checked="" type="checkbox"/>
Beach Volleyball	<input type="checkbox"/>	<input type="checkbox"/>	Bowling	<input type="checkbox"/>	<input type="checkbox"/>
Cross Country	<input type="checkbox"/>	<input type="checkbox"/>	Diving	<input type="checkbox"/>	<input type="checkbox"/>
Equestrian	<input type="checkbox"/>	<input type="checkbox"/>	Fencing	<input type="checkbox"/>	<input type="checkbox"/>
Field Hockey		<input type="checkbox"/>	Football	<input checked="" type="checkbox"/>	
Golf	<input checked="" type="checkbox"/>	<input checked="" type="checkbox"/>	Gymnastics	<input type="checkbox"/>	<input checked="" type="checkbox"/>
Ice Hockey	<input type="checkbox"/>	<input type="checkbox"/>	Lacrosse	<input type="checkbox"/>	<input type="checkbox"/>
Rifle	<input type="checkbox"/>	<input type="checkbox"/>	Rodeo	<input type="checkbox"/>	<input type="checkbox"/>
Rowing	<input type="checkbox"/>	<input checked="" type="checkbox"/>	Sailing	<input type="checkbox"/>	<input type="checkbox"/>
Skiing	<input type="checkbox"/>	<input type="checkbox"/>	Soccer	<input checked="" type="checkbox"/>	<input checked="" type="checkbox"/>
Softball		<input checked="" type="checkbox"/>	Squash	<input type="checkbox"/>	<input type="checkbox"/>
Swimming	<input type="checkbox"/>	<input type="checkbox"/>	Swimming and Diving (combined)*	<input type="checkbox"/>	<input checked="" type="checkbox"/>
Synchronized Swimming		<input type="checkbox"/>	Table Tennis	<input type="checkbox"/>	<input type="checkbox"/>
Team Handball	<input type="checkbox"/>	<input type="checkbox"/>	Tennis	<input checked="" type="checkbox"/>	<input checked="" type="checkbox"/>
Track and Field (Indoor)	<input type="checkbox"/>	<input type="checkbox"/>	Track and Field (Outdoor)	<input type="checkbox"/>	<input type="checkbox"/>
Track and Field and Cross Country (combined) *	<input checked="" type="checkbox"/>	<input checked="" type="checkbox"/>	Volleyball	<input checked="" type="checkbox"/>	<input checked="" type="checkbox"/>
Water Polo	<input checked="" type="checkbox"/>	<input checked="" type="checkbox"/>	Weight Lifting	<input type="checkbox"/>	<input type="checkbox"/>
Wrestling	<input type="checkbox"/>	<input type="checkbox"/>	<u>Other Sports (Specify sports in the caveat box.)</u>	<input type="checkbox"/>	<input type="checkbox"/>

CAVEAT

* You may report data for track and field teams separately or in a combined manner (i.e., Track and Field and Cross Country (combined)) and data for Swimming and Diving teams separately or in a combined manner (i.e., Swimming and Diving (combined)).

Note: Dancing and Cheerleading are not reportable sports.

If after leaving this screen you return to it to add a sport, be sure to include associated data for that sport on subsequent screens. If you return to this screen to delete a sport, all associated data for that sport will be deleted from subsequent screens as well.

Institution: University of California-Los Angeles (110662)

User ID: E81106621

Athletics Participation - Men's and Women's Teams

Athletics Participation

Number of participants as of the day of the first scheduled contest

Varsity Teams	Men's Teams	Women's Teams
Baseball	38	
Basketball	19	14
Football	115	
Golf	10	7
Gymnastics		19
Rowing		123
Soccer	32	34
Softball		21
Swimming and Diving (combined)		38
Tennis	18	12
Track and Field and Cross Country (combined)	136	116
Volleyball	35	19
Water Polo	28	26
Total Participants Men's and Women's Teams	431	429
Unduplicated Count of Participants (Number of individuals who participated on at least one varsity team.)	379	390

CAVEAT



Institution: University of California-Los Angeles (110662)

User ID: E81106621

Head Coaches - Men's Teams

Head Coaches - Men's Teams

A full-time head coach is an individual who coaches one team full-time and is a full-time employee of the school.

Varsity Teams	Male Head Coaches				Female Head Coaches				Total Head Coaches
	Full-Time Coaching Duties	Part-Time Coaching Duties	Full-Time University Employee	Part-Time University Employee or Volunteer	Full-Time Coaching Duties	Part-Time Coaching Duties	Full-Time University Employee	Part-Time University or Volunteer	
Baseball	1		1						1
Basketball	1		1						1
Football	1		1						1
Golf	1		1						1
Soccer	1		1						1
Tennis	1		1						1
Track and Field and Cross Country (combined)	1	1	2						2
Volleyball	1		1						1
Water Polo		1	1						1
Coaching Position Totals	8	2	10	0	0	0	0	0	10

CAVEAT

Institution: University of California-Los Angeles (110662)

User ID: E81106621

Head Coaches - Women's Teams

Head Coaches - Women's Teams

A full-time head coach is an individual who coaches one team full-time and is a full-time employee of the school.

Varsity Teams	Male Head Coaches				Female Head Coaches				Total Head Coaches
	Full-Time Coaching Duties	Part-Time Coaching Duties	Full-Time University Employee	Part-Time University Employee or Volunteer	Full-Time Coaching Duties	Part-Time Coaching Duties	Full-Time University Employee	Part-Time University Employee or Volunteer	
Basketball	<input type="text"/>	<input type="text"/>	<input type="text"/>	<input type="text"/>	1	<input type="text"/>	1	<input type="text"/>	1
Golf	<input type="text"/>	<input type="text"/>	<input type="text"/>	<input type="text"/>	1	<input type="text"/>	1	<input type="text"/>	1
Gymnastics	<input type="text"/>	<input type="text"/>	<input type="text"/>	<input type="text"/>	1	<input type="text"/>	1	<input type="text"/>	1
Rowing	<input type="text"/>	<input type="text"/>	<input type="text"/>	<input type="text"/>	1	<input type="text"/>	1	<input type="text"/>	1
Soccer	<input type="text"/>	<input type="text"/>	<input type="text"/>	<input type="text"/>	1	<input type="text"/>	1	<input type="text"/>	1
Softball	<input type="text"/>	<input type="text"/>	<input type="text"/>	<input type="text"/>	1	<input type="text"/>	1	<input type="text"/>	1
Swimming and Diving (combined)	<input type="text"/>	<input type="text"/>	<input type="text"/>	<input type="text"/>	1	<input type="text"/>	1	<input type="text"/>	1
Tennis	<input type="text"/>	<input type="text"/>	<input type="text"/>	<input type="text"/>	1	<input type="text"/>	1	<input type="text"/>	1
Track and Field and Cross Country (combined)	<input type="text"/>	1	1	<input type="text"/>	1	<input type="text"/>	1	<input type="text"/>	2
Volleyball	1	<input type="text"/>	1	<input type="text"/>	<input type="text"/>	<input type="text"/>	<input type="text"/>	<input type="text"/>	1
Water Polo	<input type="text"/>	1	1	<input type="text"/>	<input type="text"/>	<input type="text"/>	<input type="text"/>	<input type="text"/>	1
Coaching Position Totals	1	2	3	0	9	0	9	0	12

CAVEAT

Institution: University of California-Los Angeles (110662)

User ID: E81106621

Head Coaches' Salaries - Men's and Women's Teams

Head Coaches' Salaries

Enter salaries and bonuses only. Do not include benefits on this screen. Do not include volunteer coaches in your calculations.

	Men's Teams	Women's Teams
Average Annual Institutional Salary per Head Coach	438,187	125,830
Number of Head Coaches Included in Average	10	12
Average Annual Institutional Salary per Full-time equivalent (FTE)	486,874	137,269
Number of Full-time equivalents (FTEs) Included in Average	9.00	11.00

CAVEAT

The highest paid men's head coach was replaced during the reporting year which significantly increased the overall total for the head men's coaches salaries and their resulting averages. The highest paid women's head coach was replaced during the reporting year which significantly increased the overall total for the head women's coaches salaries and their resulting averages.

Institution: University of California-Los Angeles (110662)

User ID: E81106621

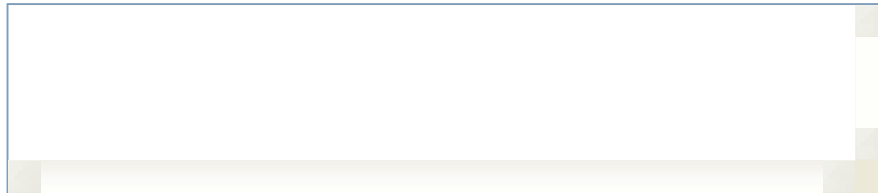
Assistant Coaches - Men's Teams

Assistant Coaches - Men's Teams

*A full-time assistant coach is an individual who coaches one team full-time **and** is a full-time employee of the school.*

Varsity Teams	Male Assistant Coaches				Female Assistant Coaches				Total Assistant Coaches
	Full-Time Coaching Duties	Part-Time Coaching Duties	Full-Time University Employee	Part-Time University Employee or Volunteer	Full-Time Coaching Duties	Part-Time Coaching Duties	Full-Time University Employee	Part-Time University Employee or Volunteer	
Baseball	2	1	2	1					3
Basketball	3		3						3
Football	9	2	9	2					11
Golf	1		1						1
Soccer	2	1	2	1					3
Tennis	1		1						1
Track and Field and Cross Country (combined)	2	1	2	1					3
Volleyball	2	1	2	1					3
Water Polo	1	1	2						2
Coaching Position Totals	23	7	24	6	0	0	0	0	30

CAVEAT



Institution: University of California-Los Angeles (110662)

User ID: E81106621

Assistant Coaches - Women's Teams

Assistant Coaches - Women's Teams

*A full-time assistant coach is an individual who coaches one team full-time **and** is a full-time employee of the school.*

Varsity Teams	Male Assistant Coaches				Female Assistant Coaches				Total Assistant Coaches
	Full-Time Coaching Duties	Part-Time Coaching Duties	Full-Time University Employee	Part-Time University Employee or Volunteer	Full-Time Coaching Duties	Part-Time Coaching Duties	Full-Time University Employee	Part-Time University Employee or Volunteer	
Basketball	<input type="text"/>	<input type="text"/>	<input type="text"/>	<input type="text"/>	<input type="text" value="3"/>	<input type="text"/>	<input type="text" value="3"/>	<input type="text"/>	3
Golf	<input type="text"/>	<input type="text"/>	<input type="text"/>	<input type="text"/>	<input type="text" value="1"/>	<input type="text"/>	<input type="text" value="1"/>	<input type="text"/>	1
Gymnastics	<input type="text" value="2"/>	<input type="text" value="1"/>	<input type="text" value="2"/>	<input type="text" value="1"/>	<input type="text"/>	<input type="text"/>	<input type="text"/>	<input type="text"/>	3
Rowing	<input type="text" value="1"/>	<input type="text" value="1"/>	<input type="text" value="1"/>	<input type="text" value="1"/>	<input type="text" value="1"/>	<input type="text" value="1"/>	<input type="text" value="1"/>	<input type="text" value="1"/>	4
Soccer	<input type="text" value="1"/>	<input type="text"/>	<input type="text" value="1"/>	<input type="text"/>	<input type="text" value="1"/>	<input type="text" value="1"/>	<input type="text" value="1"/>	<input type="text" value="1"/>	3
Softball	<input type="text"/>	<input type="text"/>	<input type="text"/>	<input type="text"/>	<input type="text" value="2"/>	<input type="text" value="1"/>	<input type="text" value="2"/>	<input type="text" value="1"/>	3
Swimming and Diving (combined)	<input type="text" value="1"/>	<input type="text"/>	<input type="text" value="1"/>	<input type="text"/>	<input type="text" value="1"/>	<input type="text"/>	<input type="text" value="1"/>	<input type="text"/>	2
Tennis	<input type="text" value="1"/>	<input type="text" value="1"/>	<input type="text" value="1"/>	<input type="text" value="1"/>	<input type="text"/>	<input type="text"/>	<input type="text"/>	<input type="text"/>	2
Track and Field and Cross Country (combined)	<input type="text" value="1"/>	<input type="text" value="1"/>	<input type="text" value="1"/>	<input type="text" value="1"/>	<input type="text"/>	<input type="text" value="1"/>	<input type="text"/>	<input type="text" value="1"/>	3
Volleyball	<input type="text" value="1"/>	<input type="text"/>	<input type="text" value="1"/>	<input type="text"/>	<input type="text" value="1"/>	<input type="text"/>	<input type="text" value="1"/>	<input type="text"/>	2
Water Polo	<input type="text" value="1"/>	<input type="text" value="1"/>	<input type="text" value="2"/>	<input type="text"/>	<input type="text"/>	<input type="text"/>	<input type="text"/>	<input type="text"/>	2
Coaching Position Totals	9	5	10	4	10	4	10	4	28

CAVEAT

Institution: University of California-Los Angeles (110662)

User ID: E81106621

Assistant Coaches' Salaries - Men's and Women's Teams

Assistant Coaches' Salaries

Enter salaries and bonuses only. Do not include benefits on this screen. Do not include volunteer assistant coaches in your calculations.

	Men's Teams	Women's Teams
Average Annual Institutional Salary per Assistant Coach	136,895	58,520
Number of Assistant Coaches Included in Average	24	20
Average Annual Institutional Salary per Full-time equivalent (FTE)	139,808	60,021
Number of Full-time equivalents (FTEs) Included in Average	23.50	19.50

CAVEAT

Eight men's assistant coaches were replaced during the reporting year.

Four women's assistant coaches were replaced during the reporting year.

Institution: University of California-Los Angeles (110662)

User ID: E81106621

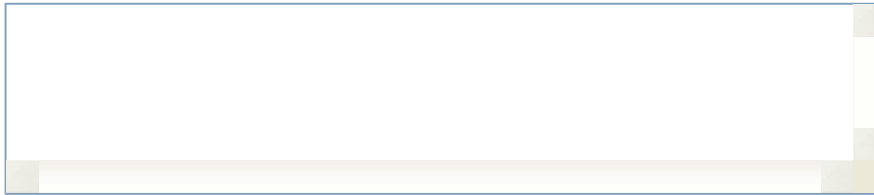
Athletically Related Student Aid - Men's and Women's Teams

Athletically Related Student Aid

Athletically Related Student Aid should also be included on the Revenues and Expenses screens for the teams to which it applies. If you do not have any aid to report, enter a 0.

	Men's Teams	Women's Teams	Total
Total	4,339,430	4,417,936	8,757,366
Ratio (percent)	50	50	100%

CAVEAT



Institution: University of California-Los Angeles (110662)

User ID: E81106621


Total Revenues - Men's and Women's Teams

Revenues by Team

The amount entered on the Athletically Related Student Aid screen must also be included in the revenues for the teams to which it applies. Do not include revenues for capital expenditures or debt service. Click on "Click here for screen instructions" for detailed information about other revenues to include.

Varsity Teams	Men's Teams	Women's Teams	Total
Basketball	10,883,210	252,210	11,135,420
Football	28,174,046		28,174,046
Baseball	444,691		444,691
Golf	187,287	54,299	241,586
Gymnastics		122,211	122,211
Rowing		94,181	94,181
Soccer	95,498	84,498	179,996
Softball		282,306	282,306
Swimming and Diving (combined)		36,088	36,088
Tennis	143,814	95,104	238,918
Track and Field and Cross Country (combined)	94,180	69,134	163,314
Volleyball	150,700	79,087	229,787
Water Polo	85,901	28,002	113,903
Total Revenues of all Sports, Except Football and Basketball, Combined	1,202,071	944,910	2,146,981
Total Revenues Men's and Women's Teams	40,259,327	1,197,120	41,456,447
Not Allocated by Gender/Sport			24,631,817
Grand Total for all Teams (includes by team and not allocated by gender/sport)			66,088,264

CAVEAT



Institution: University of California-Los Angeles (110662)

User ID: E81106621

Recruiting Expenses - Men's and Women's Teams

Recruiting Expenses

Recruiting Expenses should also be included on the Expenses screen for the teams to which the Expenses apply.

	Men's Teams	Women's Teams	Total
Total	460,157	299,835	759,992

CAVEAT



Institution: University of California-Los Angeles (110662)

User ID: E81106621

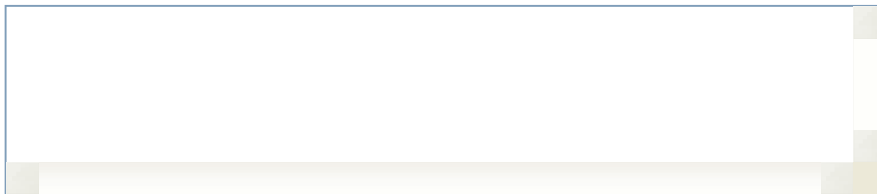
Operating Expenses (i.e., Game-Day Expenses) - Men's and Women's Teams by Team

Operating Expenses by Team

Operating Expenses consist of game-day expenses only. You must include your operating expenses on the Total Expenses screen as well.

Varsity Teams	Participants	Men's Teams		Participants	Women's Teams		Total Operating Expenses
		Operating Expenses per Participant	By Team		Operating Expenses per Participant	By Team	
Basketball	19	91,773	1,743,692	14	31,938	447,126	2,190,818
Football	115	35,060	4,031,948				4,031,948
Baseball	38	7,788	295,947				295,947
Golf	10	10,981	109,810	7	10,843	75,903	185,713
Gymnastics				19	12,780	242,811	242,811
Rowing				123	633	77,902	77,902
Soccer	32	5,620	179,852	34	4,811	163,562	343,414
Softball				21	12,331	258,947	258,947
Swimming and Diving (combined)				38	4,415	167,770	167,770
Tennis	18	8,261	148,703	12	14,415	172,975	321,678
Track and Field and Cross Country (combined)	136	2,364	321,518	116	2,349	272,463	593,981
Volleyball	35	6,100	213,504	19	11,351	215,664	429,168
Water Polo	28	3,259	91,264	26	5,461	141,989	233,253
Total Operating Expenses Men's and Women's Teams	431		7,136,238	429		2,237,112	9,373,350

CAVEAT



Institution: University of California-Los Angeles (110662)

User ID: E81106621

Total Expenses - Men's and Women's Teams

Expenses by Team

The amounts entered on the Athletically Related Student Aid, Operating Expenses, and Recruiting Expenses screens must also be included in the expenses for the teams to which they apply. Do not include capital expenditures or debt service. Click on "Click here for screen instructions" for detailed information about other expenses to include.

Varsity Teams	Men's Teams	Women's Teams	Total
Basketball	6,625,357	2,032,028	8,657,385
Football	16,803,190		16,803,190
Baseball	1,075,496		1,075,496
Golf	478,750	469,258	948,008
Gymnastics		1,104,926	1,104,926
Rowing		831,530	831,530
Soccer	835,576	1,038,271	1,873,847
Softball		1,130,233	1,130,233
Swimming and Diving (combined)		1,129,048	1,129,048
Tennis	639,956	752,445	1,392,401
Track and Field and Cross Country (combined)	1,136,268	1,288,108	2,424,376
Volleyball	742,486	1,098,582	1,841,068
Water Polo	453,709	526,752	980,461
Total Expenses of all Sports, Except Football and Basketball, Combined	5,362,241	9,369,153	14,731,394
Total Expenses Men's and Women's Teams	28,790,788	11,401,181	40,191,969
Not Allocated by Gender/Sport			25,896,295
Grand Total Expenses			66,088,264

CAVEAT



Institution: University of California-Los Angeles (110662)

User ID: E81106621

Revenues & Expenses Summary

Revenues and Expenses Summary

Grand Total Revenues	66,088,264
Grand Total Expenses	66,088,264

Please review this screen carefully. **The amount of Grand Total Revenues must be equal to or greater than the amount of Grand Total Expenses** before you can lock your survey data. If it is not, you must go back and correct the amounts you entered on the Total Revenues and/or Total Expenses screen(s).

Remember that your **Total Revenues** and **Total Expenses** screens must include amounts you entered on some of the other screens. That is:

- The amount you entered on the Athletically Related Student Aid screen must be included with all of your other revenues (budget, ticket sales, etc.) on the **Total Revenues** screen. For detailed information on what to include in Total Revenues, click on 'Click here for screen instructions' on the Total Revenues screen.
- The amount you entered on the Operating Expenses, Recruiting Expenses, and Athletically Related Student Aid screens must be included with all of your other expenses (salaries and benefits, equipment, etc.) on the **Total Expenses** screen. For detailed information about what to include in Total Expenses, click on 'Click here for screen instructions' on the Total Expenses screen.

To return to the data entry screens to make corrections, click on the link in the menu on the left of this screen.

To proceed to the Supplemental Information screen, click on that link in the menu or click on the 'Next' button on the bottom of this screen.

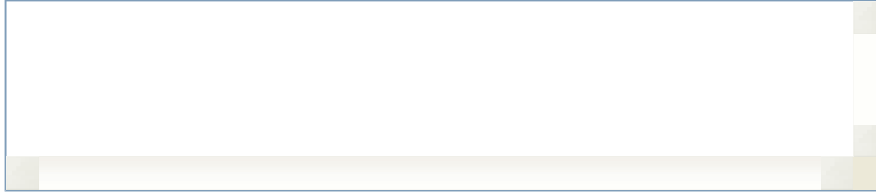
Institution: University of California-Los Angeles (110662)

User ID: E81106621

Supplemental Information

Supplemental Information

This screen is optional. You may use it to provide additional information to help the reader better understand the data you have provided in this survey, or to help a prospective student-athlete make an informed choice of an athletic program. If you do not want to enter any supplemental information, please leave this screen blank.



[Print Form\(s\)](#)

[Return](#)